

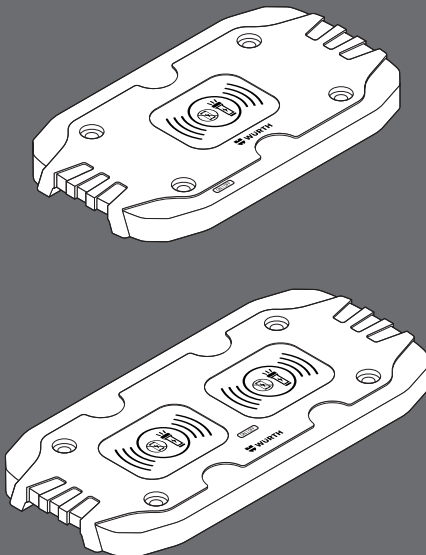
WIRELESS LADEPLATTE

WIRELESS CHARGING PLATE

ERGOPOWER PAD I, PAD II

Art. 0827 940 091

Art. 0827 940 092

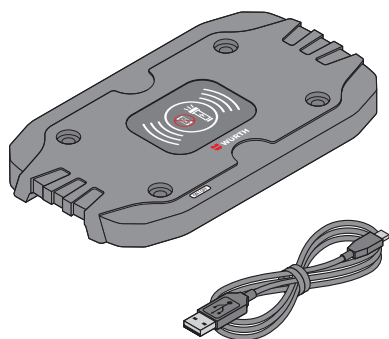


- Ⓧ Bedienungsanleitung
- ⒸⓁ Operation manual
- Ⓜ Manuale d'uso
- ⓕ Manuel d'utilisation
- ⓔ Manual de funcionamiento
- Ⓟ Manual de funcionamento
- ⓃⓁ Bedieningshandleiding
- ⒹⓀ Brugsvejledning
- Ⓝ Bruksanvisning
- ⓕⓂ Käyttöohje
- Ⓢ Bruksanvisning
- ⒼⓇ Εγχειρίδιο λειτουργίας
- ⓃⓅ Kullanım kılavuzu
- ⓅⓁ Instrukcja użytkowania
- Ⓜ Kezelési útmutató
- ⒸⓏ Návod k použití
- ⓀⓃ Návod na použitie
- ⓇⓁ Manual de utilizare
- ⓁⓁ Navodila za uporabo
- ⒸⓇ Ръководство за експлоатация
- ⓔⓂ Kasutusjuhend
- ⓁⓄ Naudojimo vadovas
- ⓁⓅ Lietošanas instrukcija
- ⓇⓁⓈ Руководство по эксплуатации
- ⓈⓇⓁ Uputstva za upotrebu
- ⒸⓇⓁ Upute za uporabu

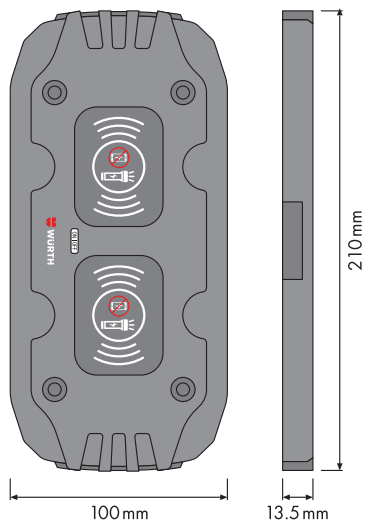
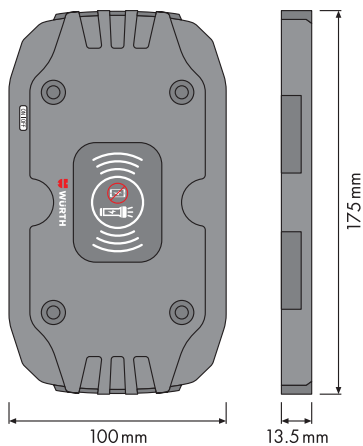
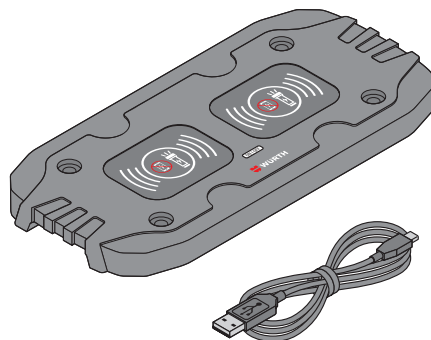


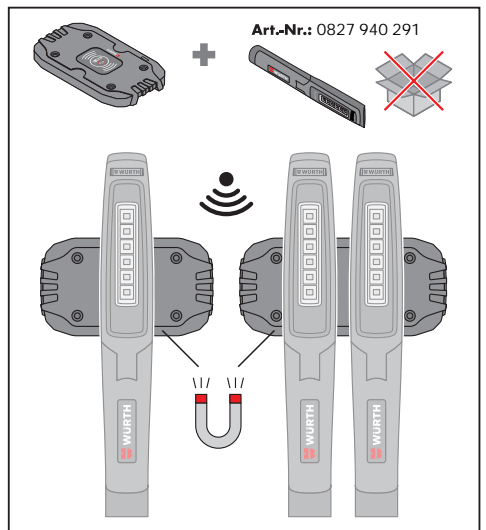
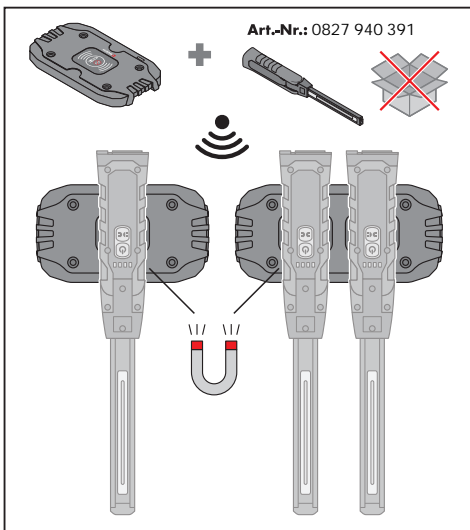
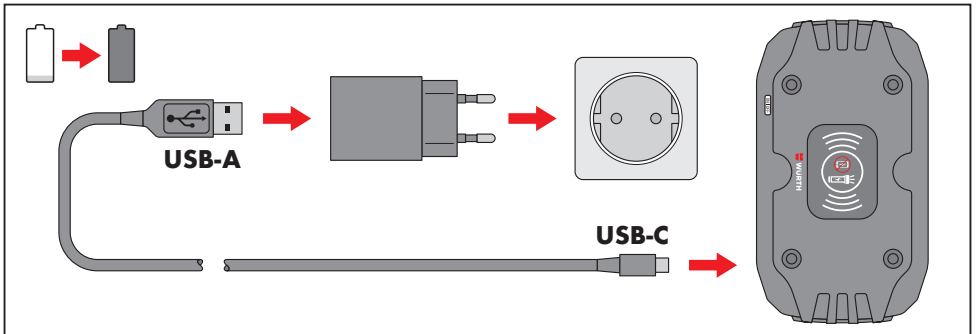
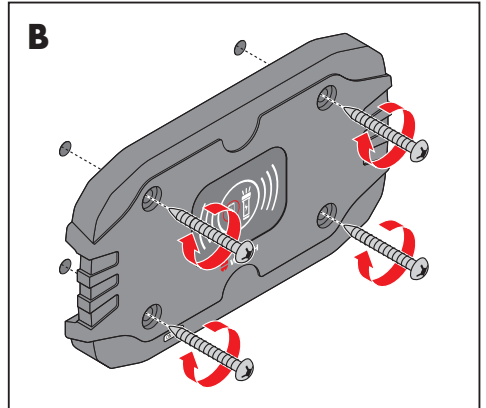
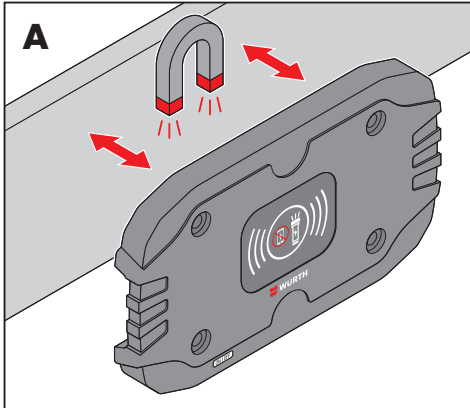
IP20


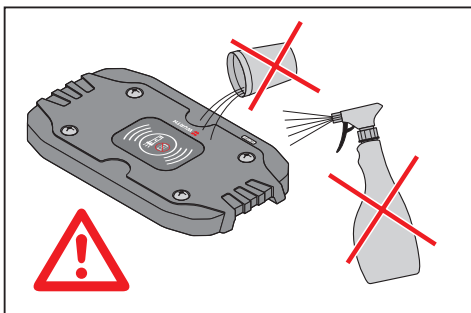
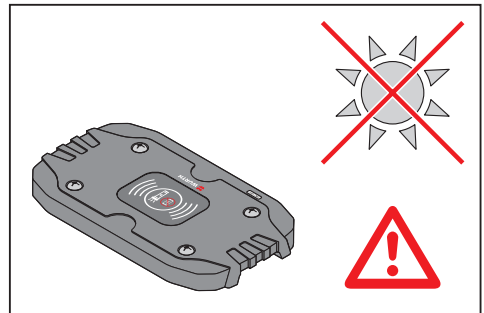
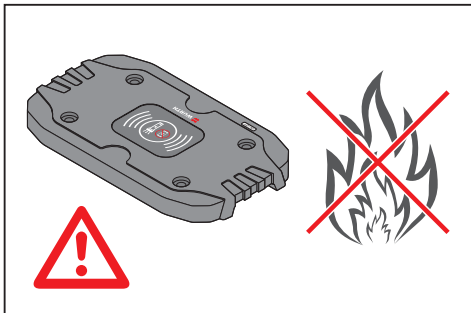
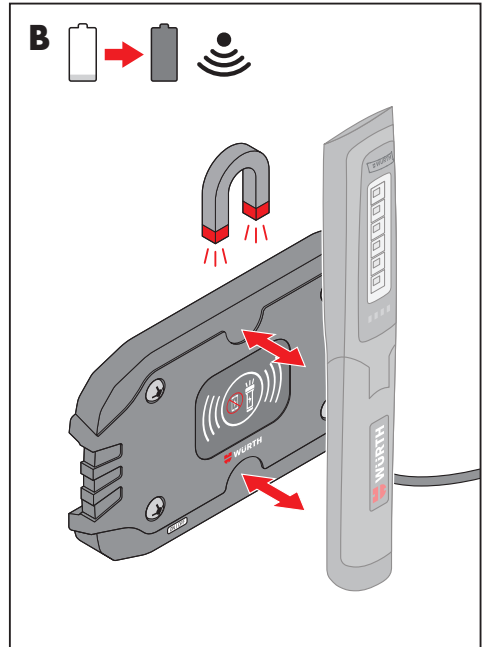
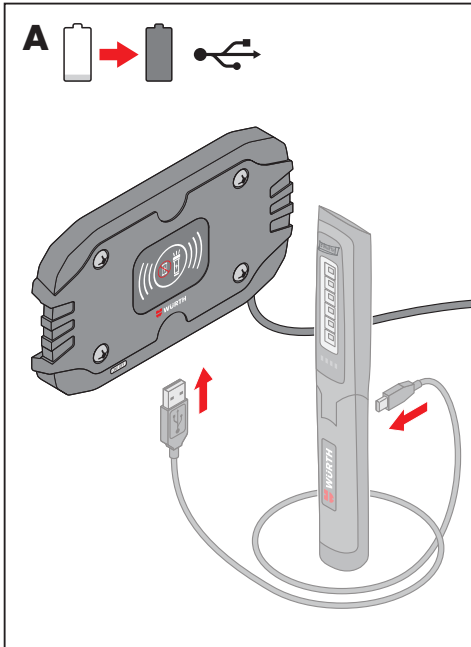
Art. 0827 940 091



Art. 0827 940 092







GB OPERATION MANUAL

FOR YOUR OWN SAFETY



Please read this instruction manual before using the charging pad for the first time and comply with it. Keep this instruction manual for future reference or for subsequent possessors.

Only connect the charger and lamps recommended by the manufacturer to the charging pad. The use of a NOT recommended charger can lead to fire and destroy the charging pad.

USAGE

The charging pad is used as intended if it is used exclusively for charging the lamps recommended by the manufacturer and if the specifications specified in the technical data are complied with. Any other or additional use is not permitted.

The charging pad may not be used...

- in areas with harmful gases, oils, acids, radiation, etc.
- in areas with an explosion risk.

This charging pad complies with all relevant norms and standards required for CE compliance. Compliance with these standards is no longer guaranteed when this charging pad has been modified.

SAFETY INSTRUCTIONS

- The charging pad is NOT approved for charging mobile phones.
- Do not open the charging pad.
- There is a risk of short-circuit. Repairs on the charging pad may only be carried out by commissioned and trained persons. Please contact your Würth branch.



Protect the charging pad against heat, e. g., against continuous intense sunlight, fire, water, and moisture.

- Never touch the charging pad with wet hands!
- Only intended for use in roofed environments. Any contact with moisture must be avoided!
- Please keep the charging pad away from magnetic strips or chip cards to avoid magnetic failure.

Any damaged charging pad or charger may no longer be used and may be exchanged by the manufacturer only.

OPERATION

- Connect the USB-C cable to the charger and the charging pad (input).
- Connect charger to mains socket (100...240 V AC).
- The control lamp on the charging pad lights up green.
- Only place the lamp recommended by the manufacturer on the charging pad. The control lamp lights up red.
- Switch off the light during charging.
- The charging process is completed as soon as the indicator lamps on the lamp light up permanently.
- Do not charge the lamp longer than necessary to avoid overheating.

TECHNICAL DATA

Input voltage power supply unit	100-240V AC, 50/60 Hz
Input voltage charging pad	5 V DC
Current consumption PAD I	max. 1 A
Current consumption PAD II	max. 2 A
Output power USB port	5V DC, max. 1A
Output power of each pad	5V DC, max. 1A
Storage temperature	-20°C~+50°C
Operating temperature	-10°C~+35°C
Frequency band	110-205 kHz
Maximum transmitted power	5 W

MAINTENANCE / CARE

Visual inspection before starting work

The charging pad is maintenance-free. The charging pad and its accessories must nevertheless be checked for external damage before each use.

The charging pad may not be used when damage is visible. It must be repaired or disposed of by a commissioned and trained person. Please contact your Würth branch.

Cleaning

Cleaning work may only be performed when the charging pad is switched off and the mains connector has been disconnected. Clean the charging pad by wiping it with a soft, clean cloth. Remove stubborn dirt with a moistened cloth and a common household cleaner. Using cleaning agents that are abrasive or contain alcohol or solvent will damage the housing.

DISPOSAL

Do not dispose of the charging pad with domestic waste!



Small electrical devices and packaging must always be recycled in an environmentally appropriate manner. Electrical tools that are no longer usable must be separately collected and forwarded for environmentally appropriate recycling according to the European Directive 2012/19/EU.

WARRANTY

We offer a warranty according to the legal/state-specific regulations from the date of purchasing (proof by invoice or delivery note) for this charging pad. A damaged charging pad is either repaired or replaced with a substitute charging pad.

Damage resulting from improper handling is excluded from the warranty. Complaints can only be accepted if the charging pad is handed over assembled to a Würth branch, your Würth sales representative or a Würth-authorized customer service centre.

EU-CONFORMITY

CE WÜRTH confirms that the charging pad meets the necessary and relevant safety requirements of one or more directives and standards.

Hereby WÜRTH declares that the radio equipment type ERGOPOWER CHARGING PAD is in compliance with Directive 2014/53/EU. The full text of the EU declaration of conformity is available at the following internet address: www.wurth-international.com/partner

Würth International AG
Aspermontstrasse 1
CH-7000 Chur
Switzerland
Phone: +41 (0)81 588 00 00
info@wurth-international.com
www.wurth-international.com

© by Würth International AG
Printed in China
Alle Rechte vorbehalten

Nachdruck nur mit Genehmigung.

WIAG-CM/NET-MDS-08/19

Gedruckt auf umweltfreundlichem Papier.

Wir behalten uns das Recht vor, Produktveränderungen, die aus unserer Sicht einer Qualitätsverbesserung dienen, auch ohne Vorankündigung oder Mitteilung jederzeit durchzuführen. Abbildungen können Beispielaabbildungen sein, die im Erscheinungsbild von der gelieferten Ware abweichen können. Irrtümer behalten wir uns vor, für Druckfehler übernehmen wir keine Haftung. Es gelten unsere allgemeinen Geschäftsbedingungen.